

Quick Hang Up Module with User Programmable Voice Message

Your RadioShack Quick Hang Up Module lets you avoid unwanted telephone calls and send a message to the caller without answering the phone yourself. The module lets you record a message of up to 8 seconds. Then when a call comes in, you can simply press a button to have the module answer the call, play your message, and hang up.

The Quick Hang Up Module is especially useful when used with an answering machine or a Caller ID system. Your local RadioShack store carries a wide selection of both products.



Note: The module is not designed for use with PBX (private branch exchange) telephone systems.

READ THIS BEFORE INSTALLATION

We designed your Quick Hang Up Module to conform to federal regulations, and you can connect it to most phone lines. However, each device you connect to the phone line draws power from the line. We refer to this power draw as the device's *ringer equivalence number*, or REN. The REN is on the bottom of your Quick Hang Up Module.

If you use more than one phone or other device on the line, add all the RENs. If the total is more than five, your phones might not ring. In rural areas, a total REN of three might impair ringer operation. If ringer operation is impaired, remove a device from the line.

WARNING: To reduce the risk of fire or shock hazard, do not expose this product to rain or moisture.

	CAUTION RISK OF ELECTRIC SHOCK. DO NOT OPEN.	
<p>CAUTION: TO REDUCE THE RISK OF ELECTRIC SHOCK, DO NOT REMOVE COVER OR BACK. NO USER-SERVICEABLE PARTS INSIDE. REFER SERVICING TO QUALIFIED PERSONNEL.</p>		



This symbol is intended to alert you to the presence of uninsulated dangerous voltage within the product's enclosure that might be of sufficient magnitude to constitute a risk of electric shock. Do not open the product's case.



This symbol is intended to inform you that important operating and maintenance instructions are included in the literature accompanying this product.

The Quick Hang Up Module has been tested and found to comply with all applicable standards.

FCC STATEMENT

Your Quick Hang Up Module complies with Part 68 of *FCC Rules*. You must, upon request, provide the FCC registration number and the REN to your phone company. Both numbers are on the bottom of the module.

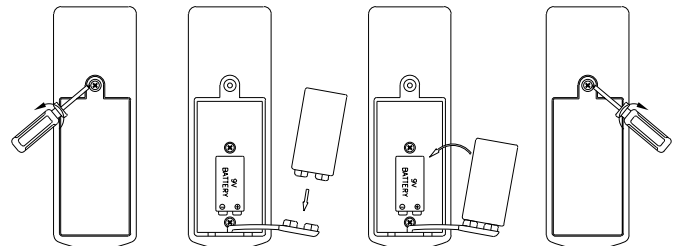
Note: You must not connect your module to:

- coin-operated systems
- party-line systems
- most electronic key phone systems

INSTALLING A BATTERY

Your Quick Hang Up Module requires one 9V battery (not supplied) for power. For the best performance, we recommend an alkaline battery such as RadioShack Cat. No. 23-553.

Caution: Use only a fresh battery of the required size and recommended type.



1. Remove the screw on the battery compartment cover with a screwdriver, then lift the cover to remove it.
2. Snap the battery contacts onto the battery terminals, then place the battery in the compartment.
3. Replace the cover and secure it with the screw.

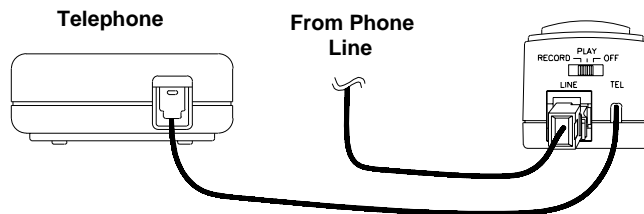
If the indicator does not light or becomes dim when you use the module, replace the battery.

Cautions:

- Always remove an old or weak battery. Batteries can leak chemicals that can destroy electronic parts.
- Dispose of old batteries promptly and properly. Do not burn or bury them.

CONNECTING TO THE TELEPHONE LINE

Unplug the modular cord from your phone, and plug it into the **LINE** jack on the Quick Hang Up Module. Then plug the module's cord into the phone's jack.



If your phone is connected to another telephone device, such as an answering machine or Caller ID system, simply connect the Quick Hang Up Module between that device and your phone.

RECORDING THE MESSAGE

Follow these steps to record a message of up to 8 seconds.

1. Set **RECORD/PLAY/OFF** to **RECORD**.
2. Lift the phone's handset, then press 1 on the phone to stop the dial tone.
3. Hold down **PLAY/RECORD** on the module. The indicator on the front of the module lights.
4. Speak your message into the handset. Release **PLAY/RECORD** when you finish.

To change your message, simply record a new one.

CHECKING THE MESSAGE

1. Set **RECORD/PLAY/OFF** to **PLAY**.
2. Lift the phone's handset, then press 1 to stop the dial tone.
3. Press **PLAY/RECORD**. The indicator flashes, the module plays your message, then the indicator flashes again.

USING THE QUICK HANG UP MODULE

To use your Quick Hang Up Module after recording a message, set **RECORD/PLAY/OFF** to **PLAY**. When you receive a call that you do not want to answer, press **PLAY/RECORD**. The module answers the call, plays your message, then hangs up.

To end the call before the message ends, press **STOP**. If you decide to answer the call, lift the phone's handset, then press **STOP**.

THE FCC WANTS YOU TO KNOW

In the unlikely event that your module causes problems on the phone line, the phone company can temporarily discontinue your service. If this happens, the phone company attempts to notify you in advance. If advance notice is not practical, the phone company notifies you as soon as possible and advises you of your right to file a complaint with the FCC.

Also, the phone company can make changes to its lines, equipment, operations, or procedures that could affect the operation of this module. The phone company notifies you of these changes in advance, so you can take the necessary steps to prevent interruption of your phone service.

LIGHTNING

Your module has built-in protection circuits to reduce the risk of damage from surges in telephone line and power line current. These protection circuits meet or exceed the FCC requirements. However, lightning striking the telephone or power lines can damage your module.

Lightning damage is not common. Nevertheless, if you live in an area that has severe electrical storms, we suggest that you unplug your module during storms to reduce the possibility of damage.

Limited One-Year Warranty

This product is warranted by RadioShack against manufacturing defects in material and workmanship under normal use for one (1) year from the date of purchase from RadioShack company-owned stores and authorized RadioShack franchisees and dealers. EXCEPT AS PROVIDED HEREIN, RadioShack MAKES NO EXPRESS WARRANTIES AND ANY IMPLIED WARRANTIES, INCLUDING THOSE OF MERCHANTABILITY AND FITNESS FOR A PARTICULAR PURPOSE, ARE LIMITED IN DURATION TO THE DURATION OF THE WRITTEN LIMITED WARRANTIES CONTAINED HEREIN. EXCEPT AS PROVIDED HEREIN, RadioShack SHALL HAVE NO LIABILITY OR RESPONSIBILITY TO CUSTOMER OR ANY OTHER PERSON OR ENTITY WITH RESPECT TO ANY LIABILITY, LOSS OR DAMAGE CAUSED DIRECTLY OR INDIRECTLY BY USE OR PERFORMANCE OF THE PRODUCT OR ARISING OUT OF ANY BREACH OF THIS WARRANTY, INCLUDING, BUT NOT LIMITED TO, ANY DAMAGES RESULTING FROM INCONVENIENCE, LOSS OF TIME, DATA, PROPERTY, REVENUE, OR PROFIT OR ANY INDIRECT, SPECIAL, INCIDENTAL, OR CONSEQUENTIAL DAMAGES, EVEN IF RadioShack HAS BEEN ADVISED OF THE POSSIBILITY OF SUCH DAMAGES.

Some states do not allow the limitations on how long an implied warranty lasts or the exclusion of incidental or consequential damages, so the above limitations or exclusions may not apply to you.

In the event of a product defect during the warranty period, take the product and the RadioShack sales receipt as proof of purchase date to any RadioShack store. RadioShack will, at its option, unless otherwise provided by law: (a) correct the defect by product repair without charge for parts and labor; (b) replace the product with one of the same or similar design; or (c) refund the purchase price. All replaced parts and products, and products on which a refund is made, become the property of RadioShack. New or reconditioned parts and products may be used in the performance of warranty service. Repaired or replaced parts and products are warranted for the remainder of the original warranty period. You will be charged for repair or replacement of the product made after the expiration of the warranty period.

This warranty does not cover: (a) damage or failure caused by or attributable to acts of God, abuse, accident, misuse, improper or abnormal usage, failure to follow instructions, improper installation or maintenance, alteration, lightning or other incidence of excess voltage or current; (b) any repairs other than those provided by a RadioShack Authorized Service Facility; (c) consumables such as fuses or batteries; (d) cosmetic damage; (e) transportation, shipping or insurance costs; or (f) costs of product removal, installation, set-up service adjustment or reinstallation.

This warranty gives you specific legal rights, and you may also have other rights which vary from state to state.

RadioShack Customer Relations, Dept. W
100 Throckmorton St., Suite 600, Fort Worth, TX 76102

We Service What We Sell

3/97

RadioShack
A Division of Tandy Corporation
Fort Worth, Texas 76102