

Stereo Hands-Free Tie-Pin Microphone

OWNER'S MANUAL — Please read before using this equipment.

Your RadioShack Stereo Hands-Free Tie-Pin Microphone is a high-quality omni-directional microphone. Its wide frequency response and handy tie-clip combine accurate sound pick-up with freedom of movement. The microphone easily clips to your clothing and it is ideal for a stage, lecture hall, seminar, executive office, home recording session, or anywhere an unobtrusive microphone is desired.

Other features include:

Electret Element — provides excellent frequency response and dynamic range.

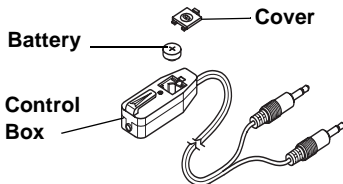
Omni-Directional Pattern — allows full 360-degree sound pick up.

On/Off Switch — saves battery power and provides convenient control.

Windscreen Sponge — cuts down on wind noise and breath pops.

INSTALLING THE BATTERY

Your microphone comes with a button-cell battery. Follow these steps to install the battery.



1. Press the battery compartment cover's tab, then lift to remove it.
2. Insert the battery into the compartment with the positive (+) side up.
3. Replace the cover.

When the microphone's sound weakens or if it stops working properly, replace the battery. We recommend you use a silver-oxide battery, such as the 23-105 available from your local RadioShack store.

Warnings:

- Dispose of the old battery promptly and properly. Do not burn or bury it.
- Keep the button-cell battery away from children. Swallowing a button-cell battery can be fatal.

Cautions:

- Use only a fresh battery of the required size and recommended type.
- If you do not intend to use your microphone for several months, remove the battery.
- Avoid continuous operation or storage in areas of high temperature and humidity.

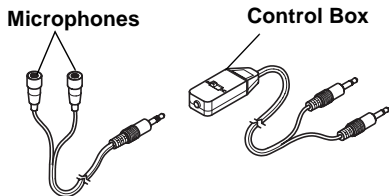


www.radioshack.com

© 2000 Tandy Corporation. All Rights Reserved.
RadioShack and RadioShack.com are trademarks
used by Tandy Corporation.

OPERATION

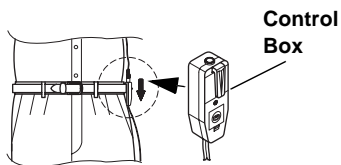
1. Insert the microphone's 1/8-inch (3.5-mm) plug into the jack on the control box.



2. Insert the control box's two 1/8-inch (3.5-mm) plugs into your amplifier or recording equipment's microphone jacks.

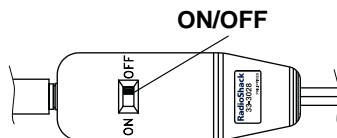
Note: If your amplifier or equipment's microphone jack is a 1/4-inch (6.35-mm) type, you need a suitable adapter plug (available at your local RadioShack store).

3. Place the two supplied windscreens over the microphones separately, insert the two microphones into the microphone holders, then attach the clip to your clothing.



Note: To hold the control box in place for easy access, slide the control box belt clip onto your belt or over a fold of fabric.

4. Turn on the microphone by sliding **ON/OFF** on the control box to **ON**.



5. Talk into the microphone and adjust the amplifier or recording equipment's volume control to the desired sound level.

Note: If the amplifier's or equipment's volume is too loud, you might hear a loud squeal. To avoid this "feedback," either reduce the amplifier's or equipment's volume, or adjust the angle of the speakers to point away from the microphone.

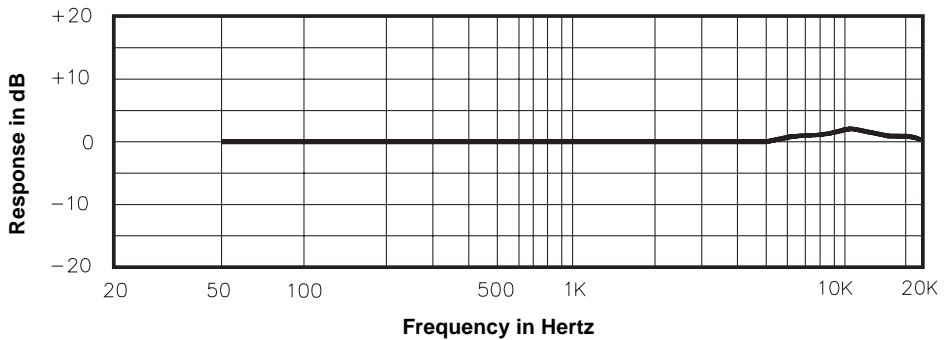
6. Slide **ON/OFF** to **OFF** when you are not using the microphone.

SPECIFICATIONS

Directivity	Omni-Directional
Frequency Response	30–18,000 Hz
Impedance (at 1,000 Hz)	1k Ohms \pm 30%
Sensitivity (at 1,000 Hz)	-65dB \pm 4 dB
Operating Voltage	1.5V DC
Current Drain	Less Than 2.0 mA
Cable Size/Length (Diameter \times Length):	
Microphone	Two $\frac{1}{16}$ -Inch \times 4 ft (1.9 mm \times 1.2 M), PVC Cables
Control Box	Two $\frac{1}{16}$ -Inch \times 16.5 ft (1.9 mm \times 5 M), PVC Cables
Plug:	
Microphone	One $\frac{1}{8}$ -Inch (3.5 mm) Nickel-Plated Pin, Stereo Plug
Control Box	Two $\frac{1}{8}$ -Inch (3.5 mm) Nickel-Plated Pin, Mono Plugs
Dimensions	Two $\frac{5}{16} \times \frac{5}{8}$ Inches (8 mm \times 16 mm Microphone Head)
Weight	6.88 oz (195 g)

Specifications are typical; individual units might vary. Specifications are subject to change and improvement without notice.

Frequency Response



Limited Ninety-Day Warranty

This product is warranted by RadioShack against manufacturing defects in material and workmanship under normal use for ninety (90) days from the date of purchase from RadioShack company-owned stores and authorized RadioShack franchisees and dealers. EXCEPT AS PROVIDED HEREIN, RadioShack MAKES NO EXPRESS WARRANTIES AND ANY IMPLIED WARRANTIES, INCLUDING THOSE OF MERCHANTABILITY AND FITNESS FOR A PARTICULAR PURPOSE, ARE LIMITED IN DURATION TO THE DURATION OF THE WRITTEN LIMITED WARRANTIES CONTAINED HEREIN. EXCEPT AS PROVIDED HEREIN, RadioShack SHALL HAVE NO LIABILITY OR RESPONSIBILITY TO CUSTOMER OR ANY OTHER PERSON OR ENTITY WITH RESPECT TO ANY LIABILITY, LOSS OR DAMAGE CAUSED DIRECTLY OR INDIRECTLY BY USE OR PERFORMANCE OF THE PRODUCT OR ARISING OUT OF ANY BREACH OF THIS WARRANTY, INCLUDING, BUT NOT LIMITED TO, ANY DAMAGES RESULTING FROM INCONVENIENCE, LOSS OF TIME, DATA, PROPERTY, REVENUE, OR PROFIT OR ANY INDIRECT, SPECIAL, INCIDENTAL, OR CONSEQUENTIAL DAMAGES, EVEN IF RadioShack HAS BEEN ADVISED OF THE POSSIBILITY OF SUCH DAMAGES.

Some states do not allow limitations on how long an implied warranty lasts or the exclusion or limitation of incidental or consequential damages, so the above limitations or exclusions may not apply to you.

In the event of a product defect during the warranty period, take the product and the RadioShack sales receipt as proof of purchase date to any RadioShack store. RadioShack will, at its option, unless otherwise provided by law: (a) correct the defect by product repair without charge for parts and labor; (b) replace the product with one of the same or similar design; or (c) refund the purchase price. All replaced parts and products, and products on which a refund is made, become the property of RadioShack. New or reconditioned parts and products may be used in the performance of warranty service. Repaired or replaced parts and products are warranted for the remainder of the original warranty period. You will be charged for repair or replacement of the product made after the expiration of the warranty period.

This warranty does not cover: (a) damage or failure caused by or attributable to acts of God, abuse, accident, misuse, improper or abnormal usage, failure to follow instructions, improper installation or maintenance, alteration, lightning or other incidence of excess voltage or current; (b) any repairs other than those provided by a RadioShack Authorized Service Facility; (c) consumables such as fuses or batteries; (d) cosmetic damage; (e) transportation, shipping or insurance costs; or (f) costs of product removal, installation, set-up service adjustment or reinstallation.

This warranty gives you specific legal rights, and you may also have other rights which vary from state to state.

RadioShack Customer Relations, 200 Taylor Street, 6th Floor, Fort Worth, TX 76102

We Service What We Sell

12/99